

MODEL **6V-Gel**  
 VOLTAGE **6**  
 CAPACITY **189Ah @ 20Hr**  
 MATERIAL **Polypropylene**  
 BATTERY **VRLA GEL / Non-Spillable / Maintenance-Free**  
 COLOR **Maroon (case) Grey (cover)**  
 WATERING **No Watering Required**



**6 VOLT**

**PHYSICAL SPECIFICATIONS**

BCI	MODEL NAME	TERMINAL TYPE <sup>£</sup>	DIMENSIONS <sup>¢</sup> INCHES (mm)			WEIGHT <sup>£</sup> LBS. (kg)	INSTALLATION ORIENTATION
			LENGTH	WIDTH	HEIGHT <sup>¤</sup>		
GC2	6V-GEL	7	10.25 (260)	7.09 (180)	10.88 (276)	68 (31)	Horizontal and Vertical

**ELECTRICAL SPECIFICATIONS**

VOLTAGE	CAPACITY <sup>^</sup> MINUTES	CAPACITY <sup>^</sup> AMP-HOURS (Ah)					ENERGY (kWh)	INTERNAL RESISTANCE (mΩ)	SHORT CIRCUIT CURRENT (amps)
		5-Hr	10-Hr	20-Hr	100-Hr	100-Hr			
6	@ 25 Amps								
	394	154	167	189	198	1.19	-	-	

**CHARGING INSTRUCTIONS**

CHARGER VOLTAGE SETTINGS (AT 77°F/25°C)					
SYSTEM VOLTAGE	6V	12V	24V	36V	48V
Maximum Charge Current (A)	13% of C <sub>20</sub>				
Absorption Voltage (2.40 V/cell)	7.20	14.40	28.80	43.20	57.60
Float Voltage (2.25 V/cell)	6.75	13.50	27.00	40.50	54.00

Do not install or charge batteries in a sealed or non-ventilated compartment. Constant under or overcharging will damage the battery and shorten its life as with any battery.

**CHARGING TEMPERATURE COMPENSATION**

ADD	SUBTRACT
0.005 volt per cell for every 1°C below 25°C 0.0028 volt per cell for every 1°F below 77°F	0.005 volt per cell for every 1°C above 25°C 0.0028 volt per cell for every 1°F above 77°F

**OPERATIONAL DATA**

OPERATING TEMPERATURE	SELF DISCHARGE
-4°F to 113°F (-20°C to +45°C). At temperatures below 32°F (0°C) maintain a state of charge greater than 60%.	Less than 3% per month depending on storage temperature conditions

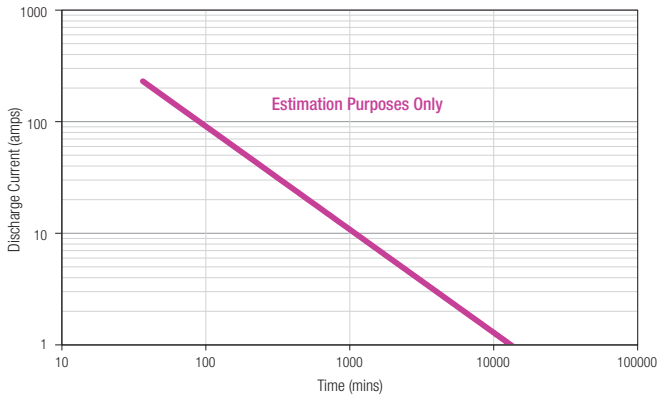
**RECYCLE RESPONSIBLY**



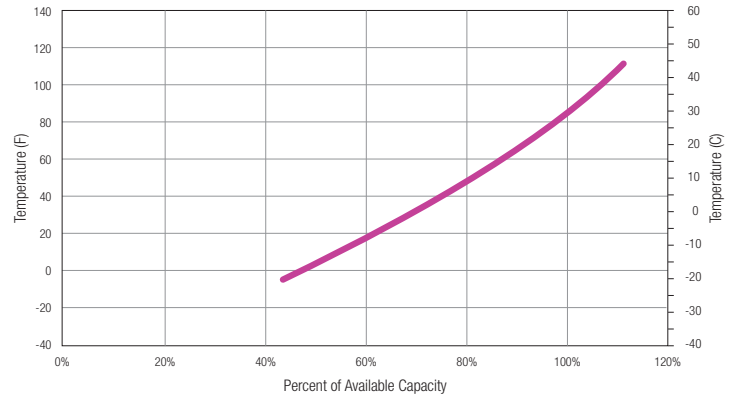
**STATE OF CHARGE MEASURE OF OPEN-CIRCUIT VOLTAGE**

PERCENTAGE CHARGE	CELL	6 VOLT
100	2.14	6.42
75	2.11	6.33
50	2.06	6.18
25	2.00	6.00
0	1.97	5.91

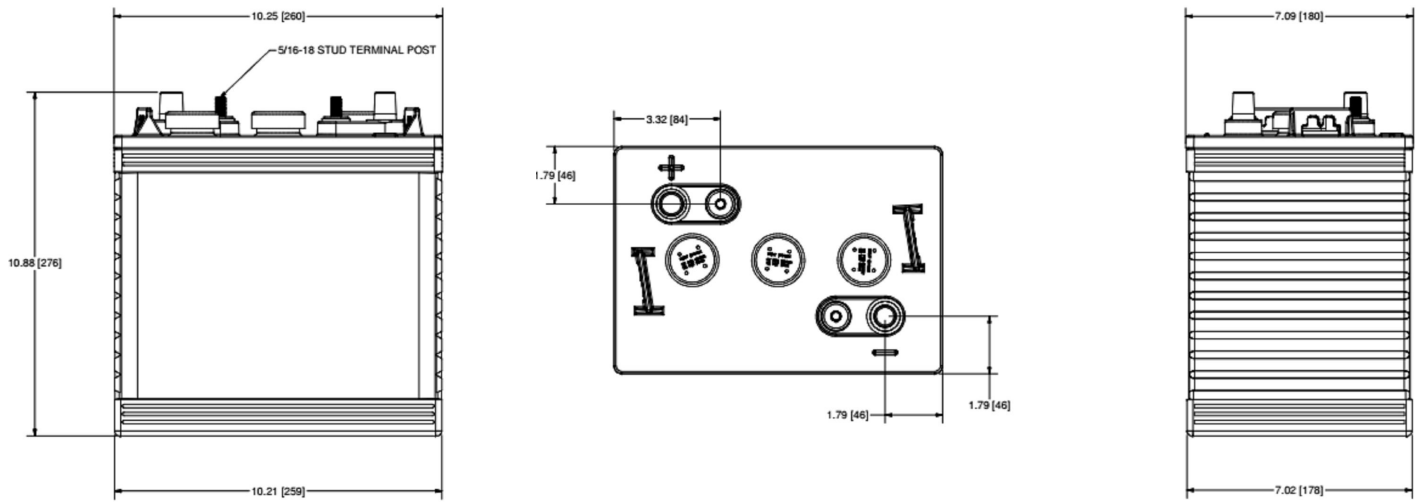
## TROJAN 6V-GEL PERFORMANCE




## PERCENT CAPACITY VS. TEMPERATURE



## BATTERY DIMENSIONS (shown with UT)



## TERMINAL CONFIGURATIONS<sup>E</sup>

7	UT	UNIVERSAL TERMINAL
		<p><b>Terminal Height Inches (mm)</b> 1.10 (28)</p> <p><b>Torque Values in-lb (Nm)</b> 95 – 105 (11 – 12)</p> <p><b>Bolt</b> 5/16" – 18</p>

- A. The number of minutes a battery can deliver when discharged at a constant rate at 80°F (27°C) and maintain a voltage above 1.75 V/cell. Capacities are based on peak performance.
- B. The amount of amp-hours (Ah) a battery can deliver when discharged at a constant rate at 80°F (27°C) and maintain a voltage above 1.75 V/cell. Capacities are based on peak performance.
- C. Dimensions are based on nominal size. Dimensions may vary depending on type of handle or terminal. Batteries to be mounted with .5 inches (12.7 mm) spacing minimum.

- D. Dimensions taken from bottom of the battery to the highest point on the battery. Heights may vary depending on type of terminal.
- E. Terminal images are representative only.
- F. Weight may vary.



Designed in compliance with applicable BCI, DIN, BS and IEC standards. Tested in compliance to BCI and IEC standards.



800.423.6569 / +1.562.236.3000 / trojanbattery.com

6V-Gel\_DS\_072619

© 2019 Trojan Battery Company, LLC. All rights reserved. Trojan Battery Company is not liable for damages that may result from any information provided in or omitted from this publication, under any circumstances. Trojan Battery Company reserves the right to make adjustments to this publication at any time, without notice or obligation.